



Programa de lectoescritura



la letra S



Normas de uso

La realización de estas fichas por parte del niño, no nos va a asegurar que se hayan conseguido los todos objetivos que se proponen y con el suficiente calado para poder extrapolarlos a otro tipo de actuaciones.

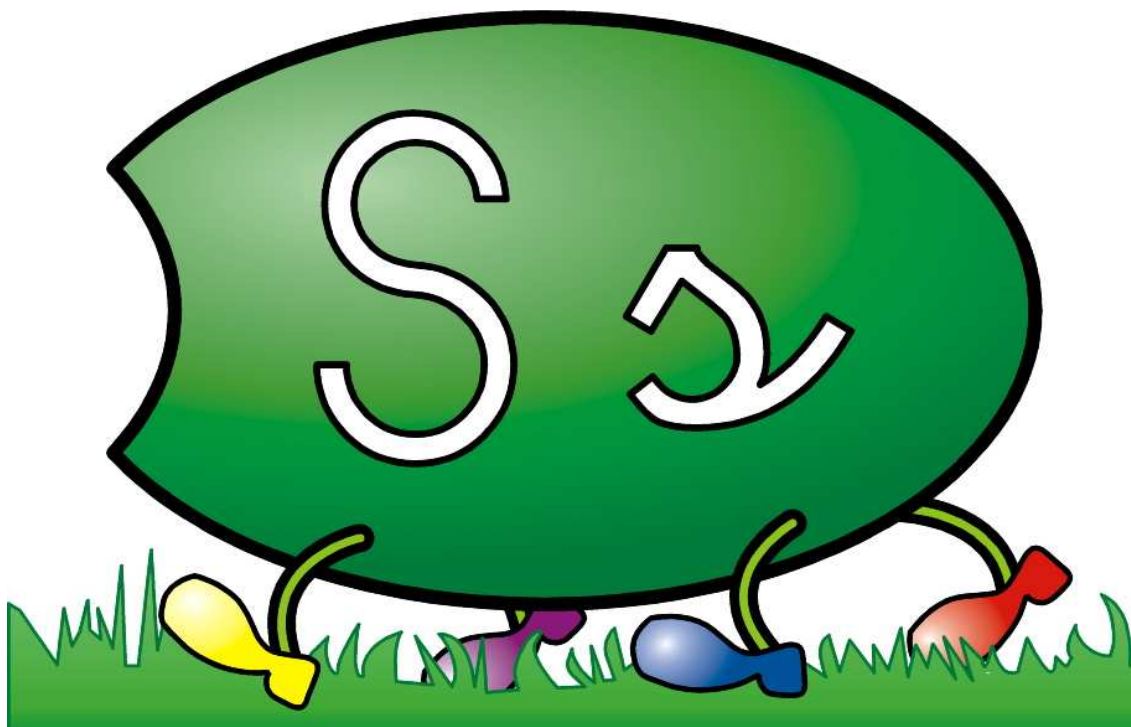
Por lo que se hacen necesarias una serie de condiciones mínimas de ambientación por parte de la persona que administra la ficha. Entre ellas tenemos:

- ❖ **Correcta explicación de los fines** que se quieren conseguir con cada una de las actividades que vamos a realizar, para que el niño sea consciente de que es lo que tiene que hacer y lo realice con los mejores procedimientos.
- ❖ **Clima de estimulación adecuado** para realizar las fichas, en todo momento debemos de lograr hacer la tarea interesante en sí misma. La estimulación se debe de basar en refuerzos positivos jamás en un programa de premios y castigos.
- ❖ **Evaluación de resultados**, en todo programa es fundamental el evaluar los resultados, haciendo ver los errores cometidos, en ningún modo insistir en ellos, sino ser la fuente de estimulación para mejorar los resultados futuros.

- ❖ **Continuo diálogo** entre el niño y el tutor, es muy importante que se establezca un dialogo previo entre ambos para así conseguir, que antes durante y después de la realización del programa, se vayan impartiendo constantes reorientaciones educativas, estímulos, apreciaciones, pistas, etc.
- ❖ **Método y constancia** en la realización del programa. La realización de cualquier programa, requiere ser constantes a la hora de llevarlo a cabo y llevar siempre el mismo método de trabajo.
- ❖ **Asimilación de los objetivos por parte del administrador del programa** que tiene que tener claro en cada momento cuales son los objetivos que se pretenden con la realización de cada una de las actividades que se proponen.
- ❖ **Es el punto de partida** desde el cual el profesor puede dar rienda suelta a su imaginación para él preparar sus propias actividades de acuerdo con los criterios propios de sus contexto de trabajo: tipo de alumnado, situación académica, etc.
- ❖ **La progresión** es diferente para cada niño, dependiendo de las características individuales muy sutiles y de las características de la propia diferencia.

Estas pautas de trabajo son de fácil asimilación para aquella persona que va a ser la encargada de realizar el programa, ya sea el profesor, el terapeuta, padre o tutor, etc.


<http://orientacionandujar.wordpress.com/>





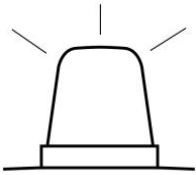
Nombre..... Fecha.....

LA LETRA S




Handwriting practice line with a dotted 's' at the beginning.

Blank handwriting practice line.



Handwriting practice line with a dotted 's' at the beginning.

Blank handwriting practice line.



Handwriting practice line with a dotted 's' at the beginning.

Blank handwriting practice line.



Handwriting practice line with a dotted 's' at the beginning.

Blank handwriting practice line.



Nombre..... Fecha.....

LA LETRA S



S



S



S

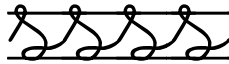


S



Nombre..... Fecha.....

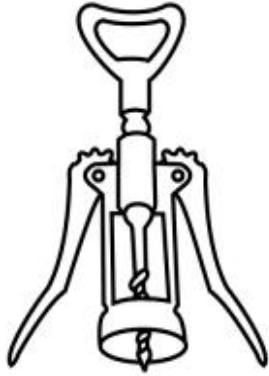
LA LETRA S





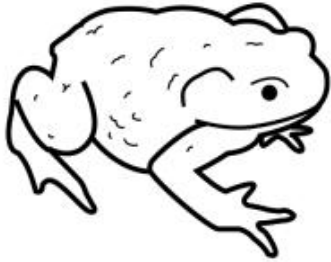
Nombre..... Fecha.....

LA LETRA S



s s s

s



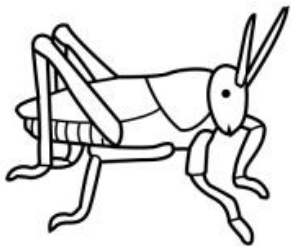
s s s

s



s s s

s



s s s





s



Nombre..... Fecha.....



LA LETRA S



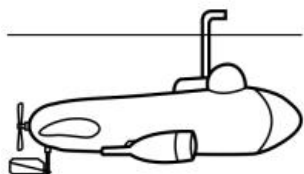


Nombre..... Fecha.....

LA LETRA S




s s



s

s s



s



s s

s




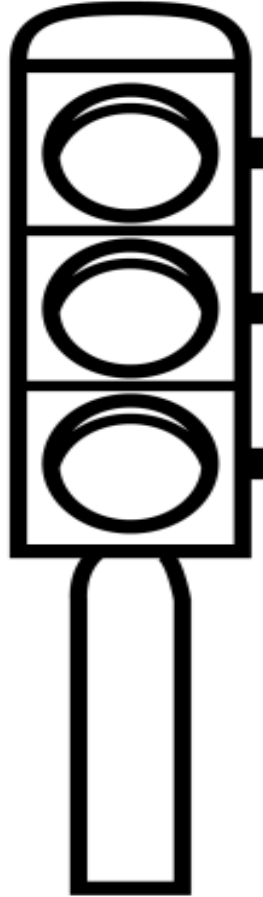
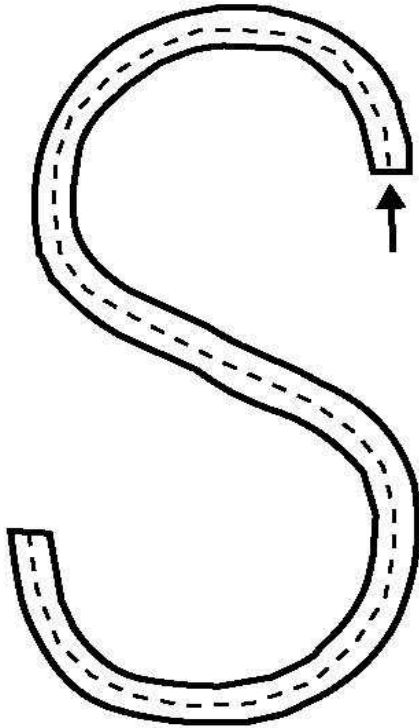
s s

s



Nombre..... Fecha.....

LA LETRA S



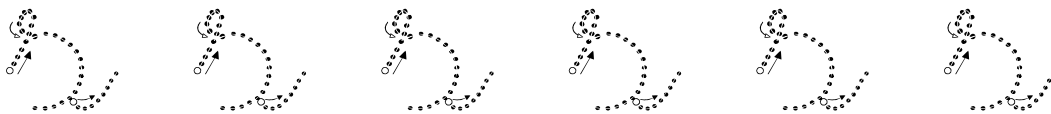
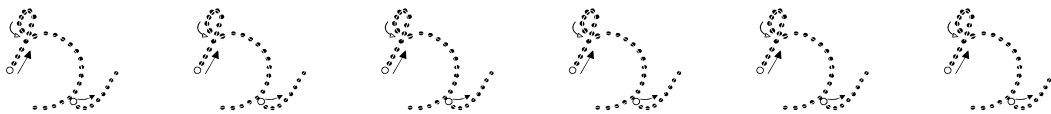
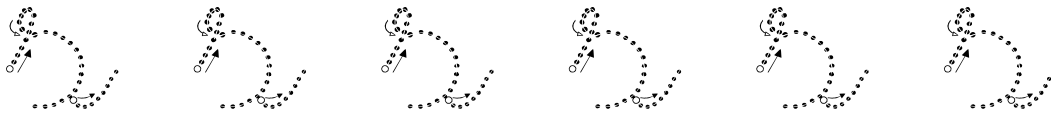
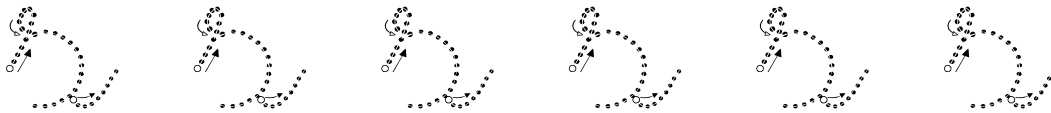
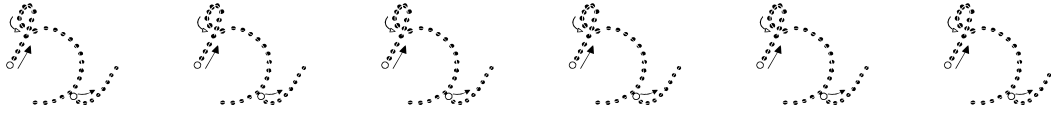
∩ ∩ ∩ ∩ ∩ S S S S S

sa se si so su



Nombre..... Fecha.....

LA LETRA S

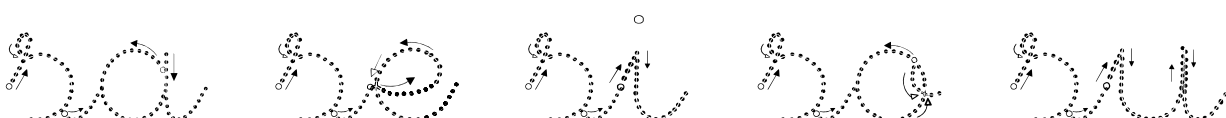
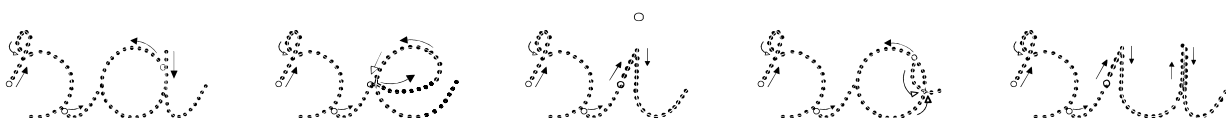
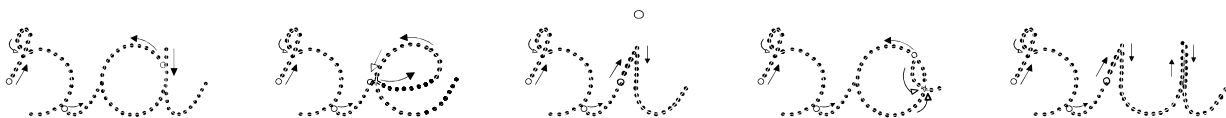
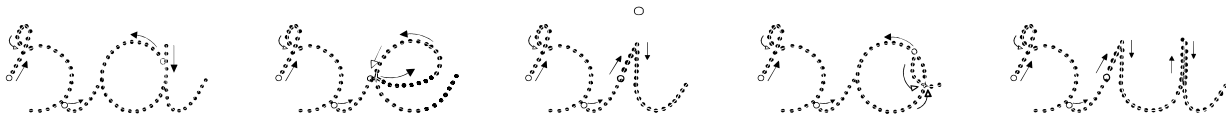
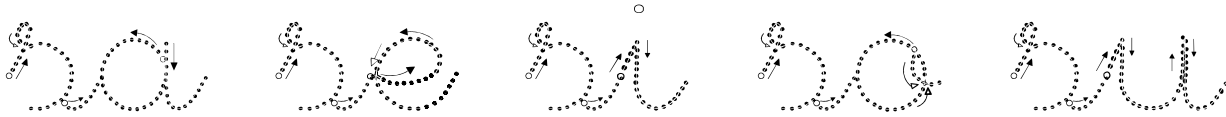




Nombre..... Fecha.....



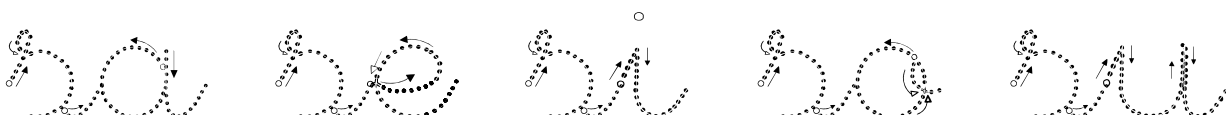
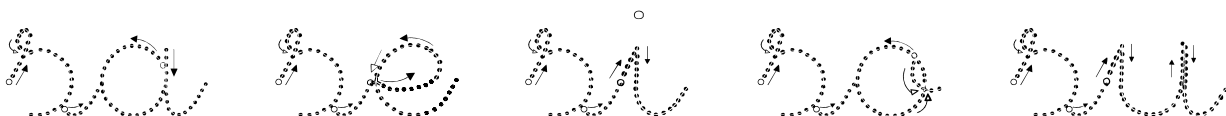
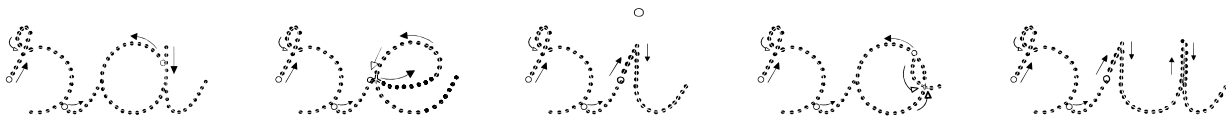
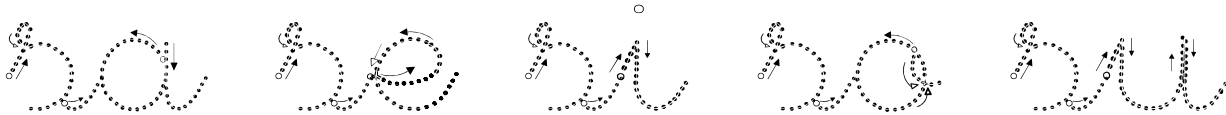
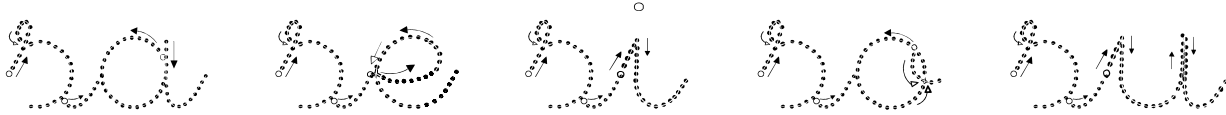
LA LETRA S





Nombre..... Fecha.....

LA LETRA S





Nombre..... Fecha.....

LA LETRA S



sa se si so su

sa se si so su

sapo sola suelo

sapo sola suelo

sal sopa seta

sal sopa seta

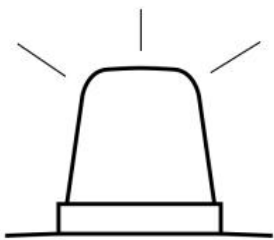
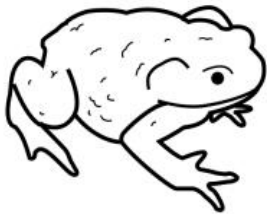
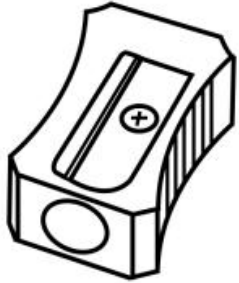


Nombre: Fecha:

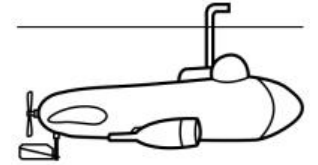
LA LETRA s



Rodea las "s" que están bien escritas.



A large rounded rectangular box containing a grid of 20 lowercase 's' characters for a handwriting exercise. The characters are arranged in three rows: the first row has 5 's', the second row has 6 's', and the third row has 9 's'. Each 's' is drawn with a small arrow indicating the starting point and direction of the stroke.





Nombre: Fecha:

LA LETRA S



Rodea las "S" que están bien escritas.



A large rounded rectangle containing a grid of letters for a matching exercise. The letters are arranged in three rows:

- Row 1: S, 2, 2, S, 2, S
- Row 2: 2, S, S, S, 2, 2
- Row 3: S, 2, 2, 2, S, S

The letters are either correctly written uppercase 'S' or incorrectly written '2' shapes.



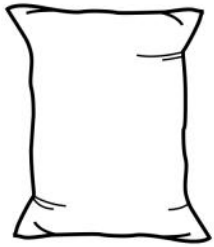


Nombre: Fecha:

LA LETRA s y S





Rodea las "s" y "S" que están bien escritas.



A large rounded rectangular box containing a grid of letters for identification. The letters are arranged in three rows and six columns:

S	2	U	U	U	2
2	U	S	U	U	U
U	2	S	U	2	U

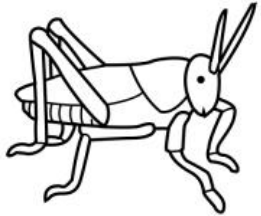




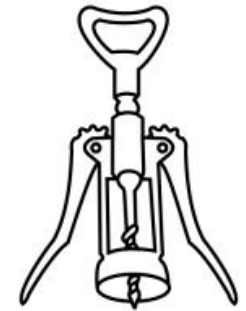
Nombre: Fecha:

LA LETRA s

Rodea las "s" que están bien escritas.



A large rounded rectangle containing 20 stylized letters 's' in various orientations and positions for a dot-marker activity. The letters are arranged in a grid-like pattern, with some upright, some inverted, and some rotated.





Nombre: Fecha:

LA LETRA S

Rodea las "S" que están bien escritas.



A large rounded rectangular box containing 18 instances of the letter 'S' for identification. The letters are arranged in three rows:

- Row 1: A wavy 'S', a correctly written 'S', another correctly written 'S', a wavy 'S', a correctly written 'S', and a wavy 'S'.
- Row 2: A correctly written 'S', another correctly written 'S', a wavy 'S', a wavy 'S', and a correctly written 'S'.
- Row 3: A correctly written 'S', a wavy 'S', a correctly written 'S', a wavy 'S', another correctly written 'S', and a correctly written 'S'.





Nombre: Fecha:

LA LETRA S y s




Rodea las "s" y "S" que están bien escritas.



A large rounded rectangular box containing a collection of letters 's' and 'S' for a discrimination task. The letters are arranged in four rows:

- Row 1: A wavy 's', a 's' with a heart-shaped top, a correctly written 'S', and a 's' with a heart-shaped top.
- Row 2: A correctly written 'S', a 's' with a heart-shaped top, a correctly written 'S', a 's' with a heart-shaped top, a wavy 's', and a correctly written 'S'.
- Row 3: A 's' with a heart-shaped top, a 's' with a heart-shaped top, a 's' with a heart-shaped top, a wavy 's', a correctly written 'S', and a 's' with a heart-shaped top.
- Row 4: A correctly written 'S', a 's' with a heart-shaped top, a wavy 's', a correctly written 'S', and a 's' with a heart-shaped top.





Nombre: Fecha:



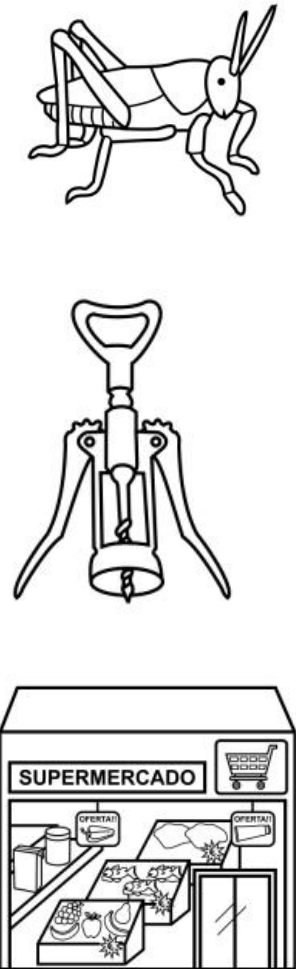
LA LETRA s

Rodea las "s" que hay en este lio de letras



A large rounded rectangle containing a collection of cursive letters for a dot-marker activity. The letters are arranged in four rows:

- Row 1: f, s, l, r, s, l, q
- Row 2: l, s, ñ, d, g, r, s
- Row 3: t, x, s, t, m, j
- Row 4: s, m, l, y, y, s





Nombre: Fecha:

LA LETRA S

Rodea las "S" que hay en este lio de letras.



P	W	N	L	S	B	S
C	Z	Q	S	R	L	V
H	V	Q	S	K	S	N
M	S	D	H	M	P	



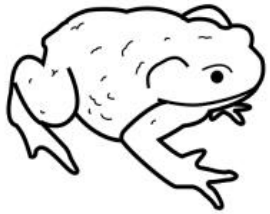


Nombre: Fecha:


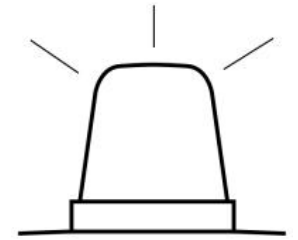


LA LETRA s

Rodea las "s" que hay en este lio de letras.



A large rounded rectangle containing a word search grid of cursive letters. The letters are arranged in several rows and columns, with the letter 's' appearing multiple times for identification.



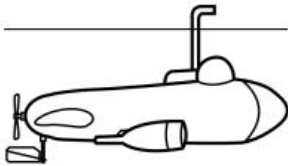


Nombre: Fecha:

LA LETRA S



Rodea las "S" que hay en este lio de letras.



A large rounded rectangle containing a word search grid of letters. The letters are arranged in several rows and columns, with some letters being uppercase 'S' and others being lowercase 's'. The letters include: Ñ, S, N, R, S, B, S, P, J, C, S, Z, S, M, S, Ñ, R, S, S, B, H, S, S, B, X, R, Q, S, F, T, L, M, W, S, Ñ, L, S, L, S, H, T, Ñ, S, T, B, S, R, M, T, P, S.





Nombre..... Fecha.....

LA LETRA S

 Unir las sílabas con los dibujos que empiecen por ellas.

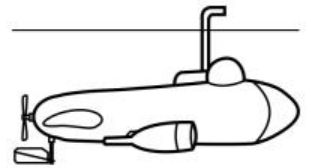
sa



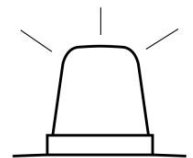
se



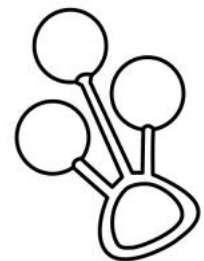
si



so



su





Nombre..... Fecha.....

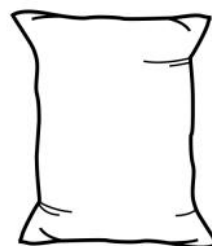
LA LETRA S

 Unir las sílabas con los dibujos que empiecen por ellas.

sa



se



si



so



su






Nombre..... Fecha.....

LA LETRA S

 Unir las sílabas con los dibujos que empiecen por ellas.

sa



se



si



so



su






Nombre..... Fecha.....

LA LETRA S

 Unir las sílabas con los dibujos que empiecen por ellas.

sa



se



si



so



su






Nombre..... Fecha.....

LA LETRA S

 Unir las sílabas con los dibujos que empiecen por ellas.

sa



se



si



so



su



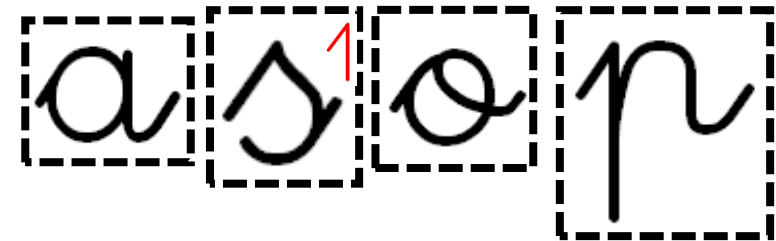
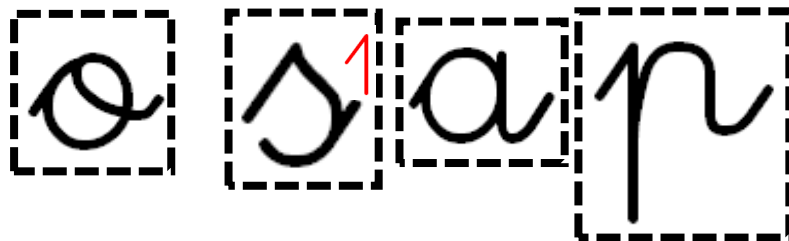
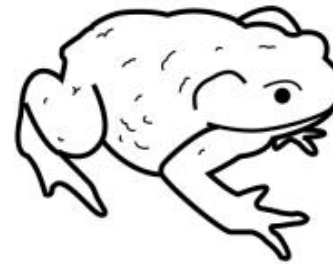


Nombre: Fecha:

LA LETRA S



Recorta las letras para formar estas palabras.





























Nombre..... Fecha.....

LA LETRA S

 Escribe la sílaba por la que empiezan los dibujos.




















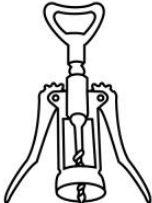

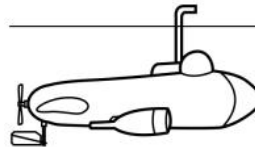


 	 	 
 	 	 
 	 	 
 	 	 



Nombre..... Fecha.....

LA LETRA S

 Escribe la sílaba por la que empiezan los dibujos.


 	 	 
 	 	 
 	 	 
 	 	 




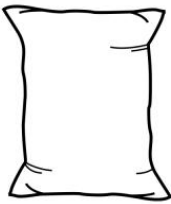







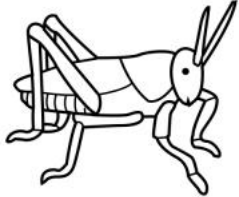











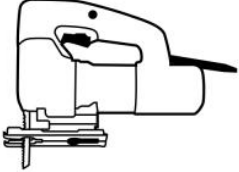


Nombre.....

L M X J V **S** D

LA LETRA S

 Escribe la sílaba por la que empiezan los dibujos.


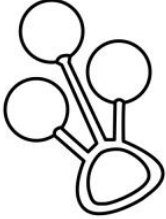

















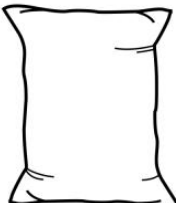



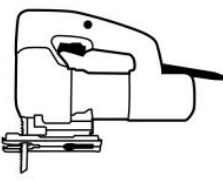
 	 	 
 	 	 
 	 	 
 	 	 



Nombre..... Fecha.....

LA LETRA S

 Escribe la sílaba por la que empiezan los dibujos.



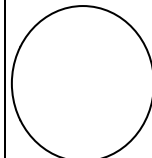

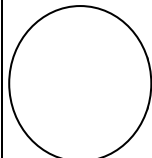



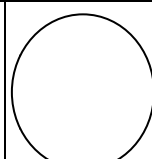

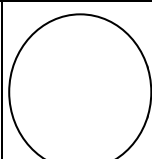



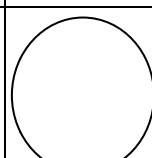

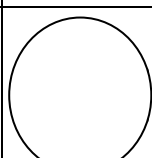



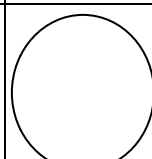

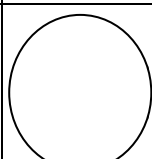

 	 	 
 	 	 
 	 	 
 	 	 



Nombre..... Fecha.....

LA LETRA S

 Escribe la sílaba por la que empiezan los dibujos.

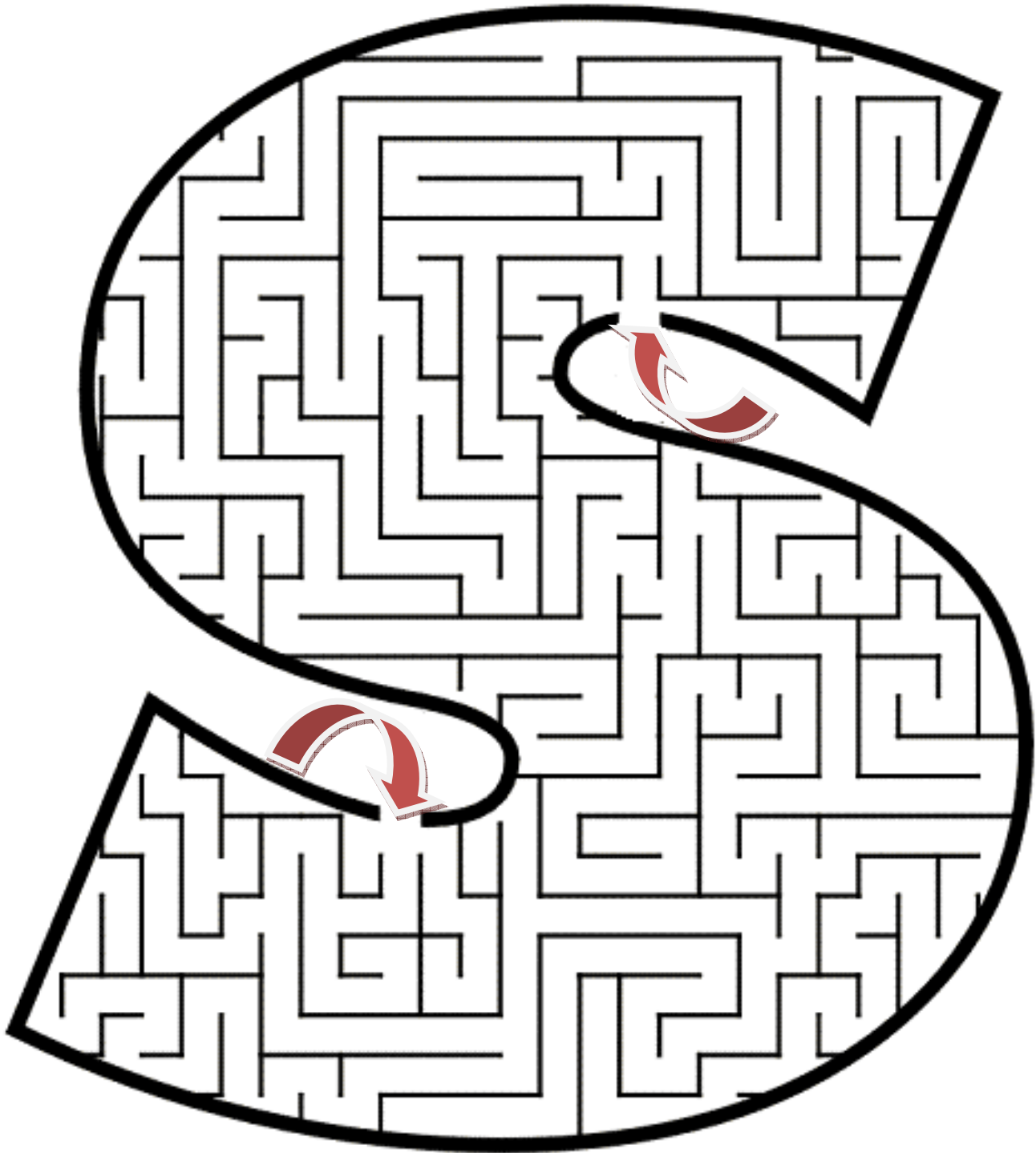
 	 	 
 	 	 
 	 	 
 	 	 



Nombre..... Fecha.....

LA LETRA S

 Completa el laberinto con forma de "s".



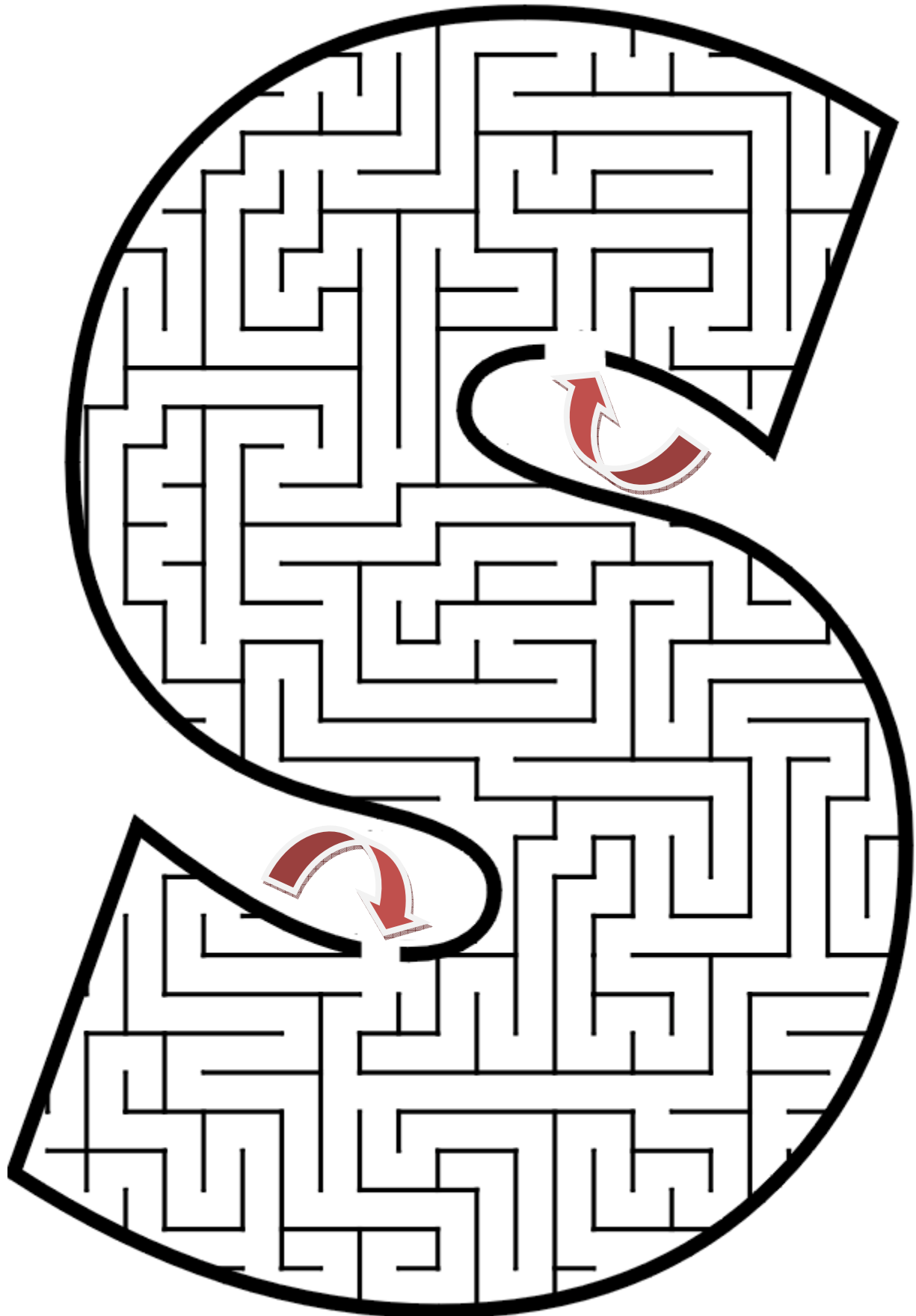


Nombre..... Fecha.....

LA LETRA S



Completa el laberinto con forma de "S".






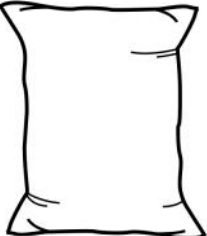
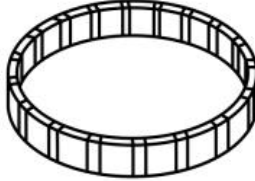









Nombre..... Fecha.....

LA LETRA S



Escribe sí o no en las palabras que lleven la letra s.

<input checked="" type="radio"/> sí 	<input checked="" type="radio"/> no 	<input type="radio"/> 
<input type="radio"/> 	<input type="radio"/> 	<input type="radio"/> 
<input type="radio"/> 	<input type="radio"/> 	<input type="radio"/> 
<input type="radio"/> 	<input type="radio"/> 	<input type="radio"/> 







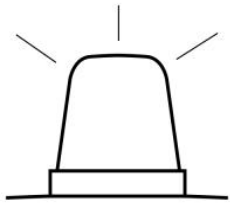




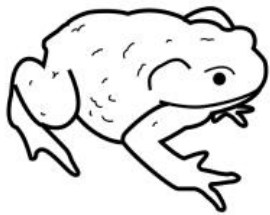


Nombre..... Fecha.....

LA LETRA S



Escribe sí o no en las palabras que lleven la letra s.



<input checked="" type="radio"/> sí 	<input checked="" type="radio"/> no 	<input type="radio"/> 
<input type="radio"/> 	<input type="radio"/> 	<input type="radio"/> 
<input type="radio"/> 	<input type="radio"/> 	<input type="radio"/> 
<input type="radio"/> 	<input type="radio"/> 	<input type="radio"/> 



Nombre..... Fecha.....



Une las dos señales de tráfico las letras "s".

			q	w	s	s	s	s	s
			e	r	s	u	i	o	s
			t	y	s	o	s	s	s
m	s	t	o	u	s	l	s	k	l
s	s	f	t	j	s	l	s	g	h
s	a	n	k	h	s	k	s	h	j
s	s	s	s	y	s	m	s	k	l
z	x	c	s	t	s	n	s	ñ	p
s	s	s	s	r	s	b	s	f	d
s	q	d	v	g	s	v			
s	a	f	k	f	s	c			
s	s	s	s	s	s	x			



Nombre..... Fecha.....

Une las dos señales de tráfico las letras "S".





			Q	W	S	S	S	S	S
			E	R	S	U	I	O	S
			T	Y	S	O	S	S	S
M	S	T	O	U	S	L	S	P	Z
S	S	F	T	J	S	L	S	P	X
S	A	N	K	H	S	K	S	P	C
S	S	S	S	Y	S	M	S	F	C
Z	X	C	S	T	S	N	S	D	V
S	S	S	S	R	S	B	S	N	B
S	Q	D	V	G	S	V			
S	A	F	K	F	S	C			
S	S	S	S	S	S	X			



Nombre..... Fecha.....



Une las dos señales de tráfico las letras "s".

			s	s	s	s	s	s	s
			q	w	e	r	t	y	s
			g	s	s	s	y	i	s
a	s	d	f	s	q	s	r	t	s
s	s	s	s	s	w	s	s	s	s
s	q	w	e	r	e	y	q	w	e
s	q	g	q	r	y	y	q	w	e
s	s	s	s	s	h	s	s	s	s
z	x	c	b	s	n	s	j	k	s
s	s	s	s	s	m	s			
s	q	g	m	l	n	s			
s	s	s	s	s	s	s			



Nombre..... Fecha.....



Une las dos señales de tráfico las letras "s".

			S	S	S	S	S	S	S
			Q	W	E	R	T	Y	S
			G	S	S	S	Y	I	S
A	S	D	F	S	Q	S	R	T	S
S	S	S	S	S	W	S	S	S	S
S	Q	W	E	R	E	Y	Q	W	E
S	Q	G	Q	R	Y	Y	Q	W	E
S	S	S	S	S	H	S	S	S	S
Z	X	C	B	S	N	S	J	K	S
S	S	S	S	S	M	S			
S	Q	G	M	L	N	S			
S	S	S	S	S	S	S			



Nombre..... Fecha.....



Encuentra las palabras escondidas en esta sopa de letras.

sal sala seta sopa sota

u	s	z	h	v	t	t	c	o	s
s	a	s	a	e	o	l	t	n	a
e	l	m	q	s	p	o	t	r	l
t	e	m	n	a	b	e	m	t	a
a	c	k	t	r	m	o	y	e	i
v	e	m	k	o	r	i	o	p	a
e	r	o	t	u	g	e	o	a	s
s	s	i	f	i	h	f	a	p	o
s	o	t	a	a	a	c	m	t	p
f	t	x	e	d	i	t	y	m	a



Nombre..... Fecha.....

 Encuentra las palabras escondidas en esta sopa de letras.

sal sala seta sopa sota

U	F	D	R	A	T	N	S	X	R
I	A	U	O	L	A	C	O	W	S
Y	U	W	O	E	E	S	T	S	T
F	J	M	T	S	S	A	A	T	L
U	F	V	R	Z	A	Y	T	D	U
C	I	P	Y	Q	L	A	T	T	E
F	E	E	E	N	A	S	V	S	A
E	T	L	R	E	U	E	T	O	I
D	P	T	S	A	L	T	N	P	I
T	M	F	M	I	Q	A	E	A	Q



Nombre..... Fecha.....

 Encuentra las palabras escondidas en esta sopa de letras.

sol silla serpiente sandalia suela

y	o	j	c	n	p	f	e	a	o
e	t	n	e	i	p	r	e	s	a
z	g	s	k	u	d	o	y	t	l
a	i	l	a	d	n	a	s	t	l
n	q	r	c	s	l	a	d	e	i
r	s	l	p	o	t	h	u	f	s
r	w	o	s	u	e	l	a	d	k
t	f	s	a	y	e	o	w	p	i
n	j	y	m	d	a	c	b	s	p



Nombre..... Fecha.....

Encuentra las palabras escondidas en esta sopa de letras.

sol silla serpiente sandalia suela

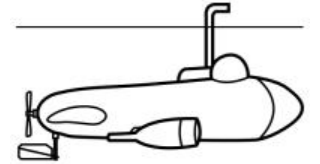
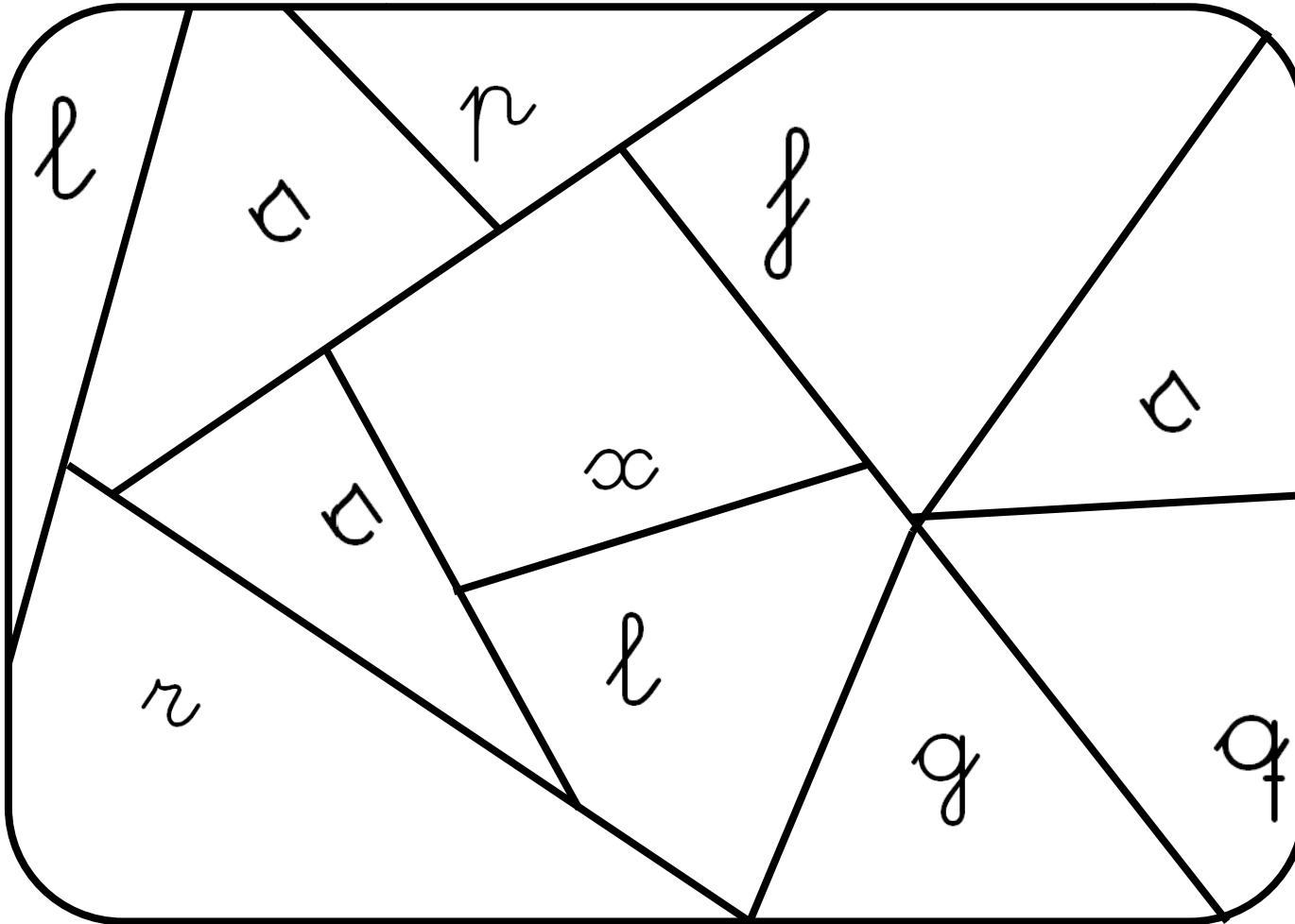
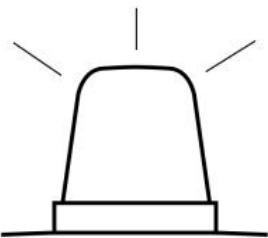

S	A	N	D	A	L	I	A	N	J
S	E	R	P	I	E	N	T	E	O
A	O	U	E	O	U	V	S	Y	A
S	X	T	U	P	I	S	T	G	L
U	P	H	I	E	E	U	Y	U	L
E	Z	U	A	R	L	O	S	D	I
L	N	T	A	E	O	F	T	R	S
A	E	P	O	T	E	E	K	T	V
O	A	L	A	C	C	T	O	I	L



Nombre: Fecha:

LA LETRA s

Colorea las zonas que tengan la letra "s".


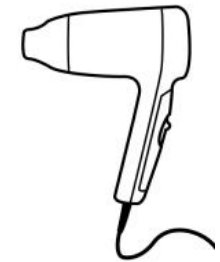
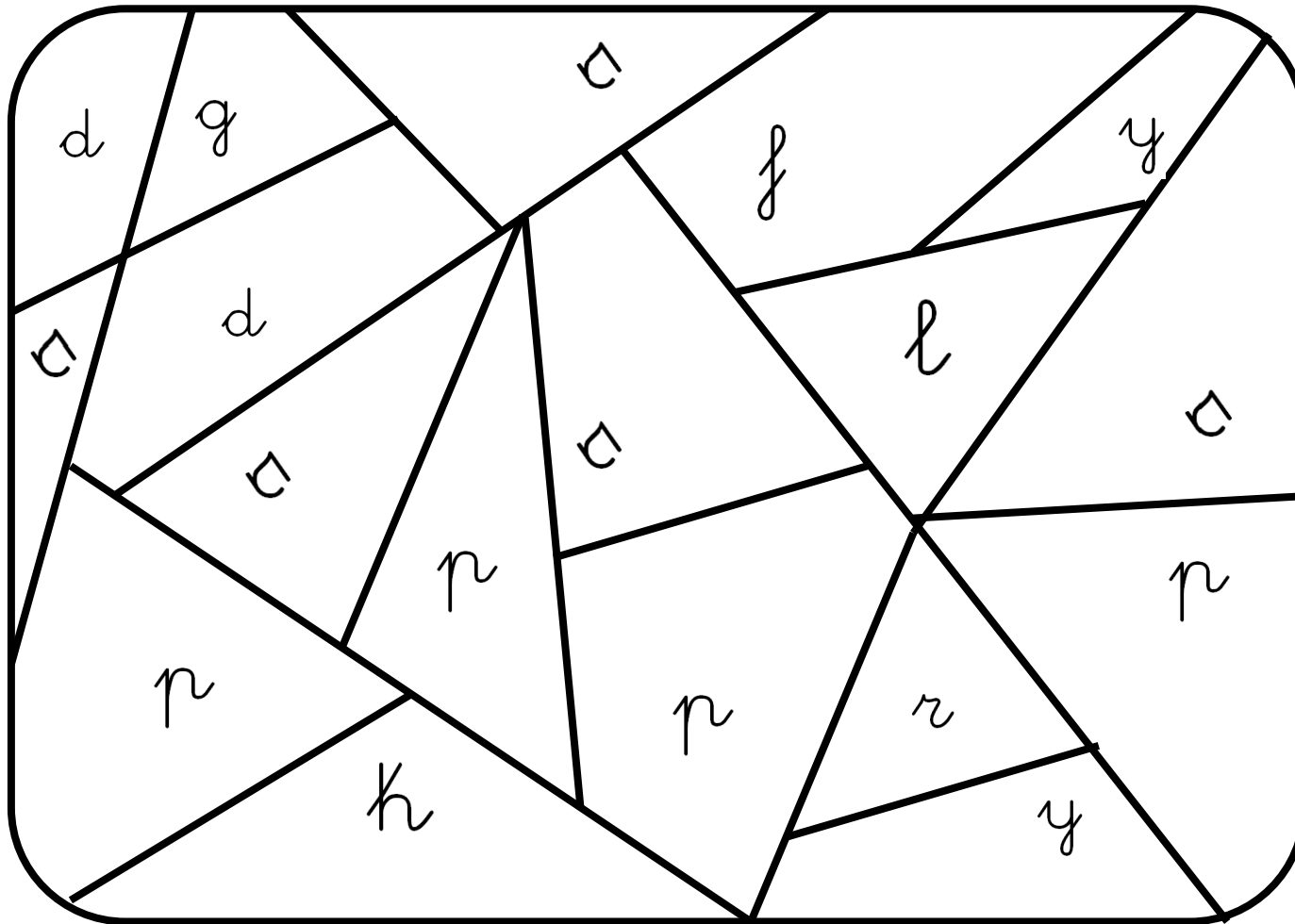





Nombre: Fecha:

LA LETRA s

Colorea las zonas que tengan la letra "s".

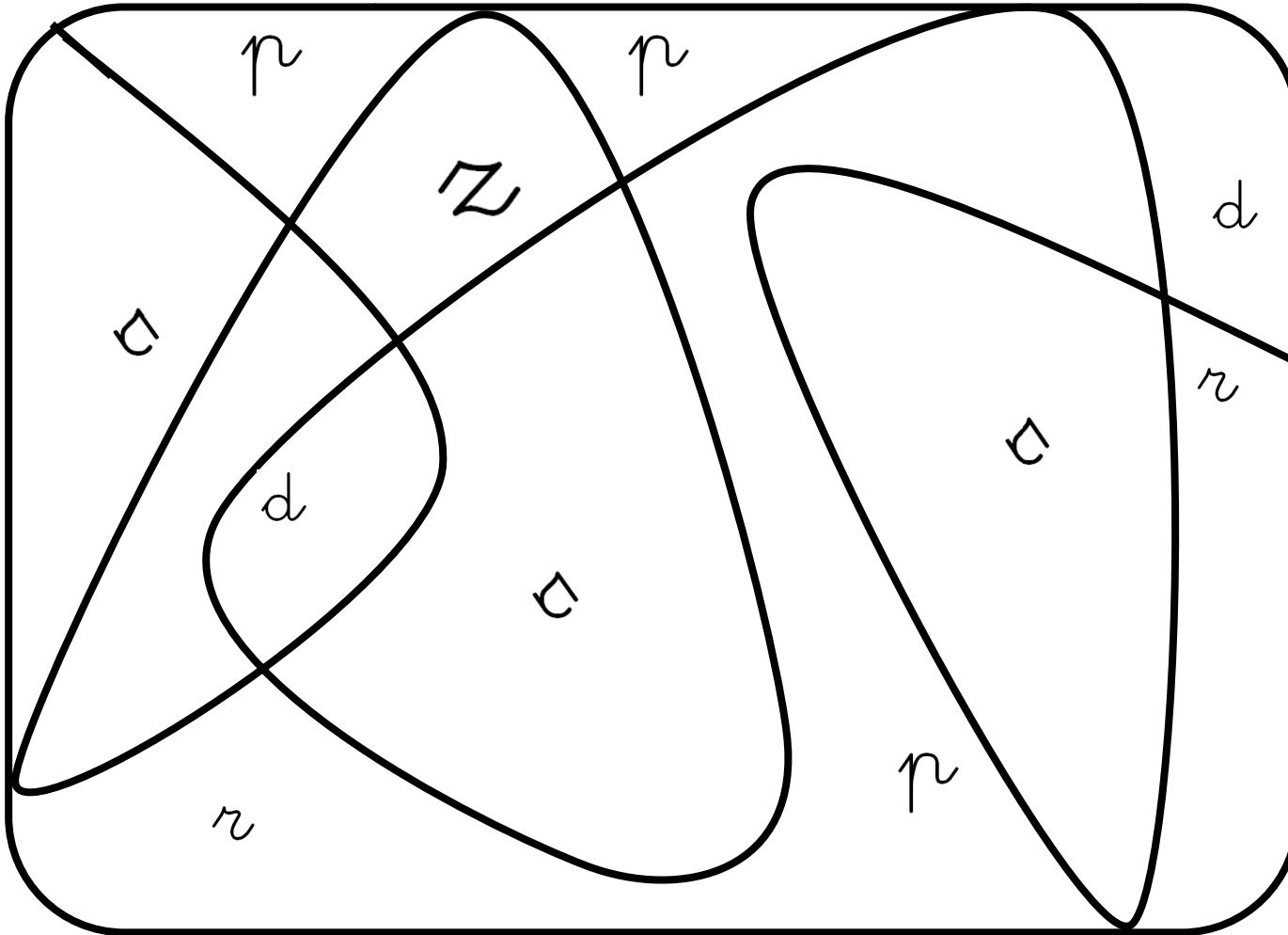




Nombre: Fecha:

LA LETRA s

Colorea las zonas que tengan la letra "s".

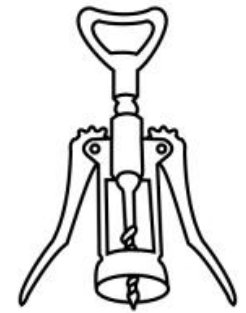
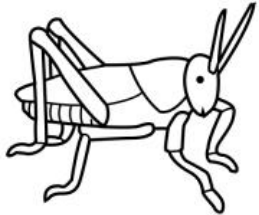




Nombre: Fecha:

LA LETRA S

Colorea las zonas que tengan la letra "S".



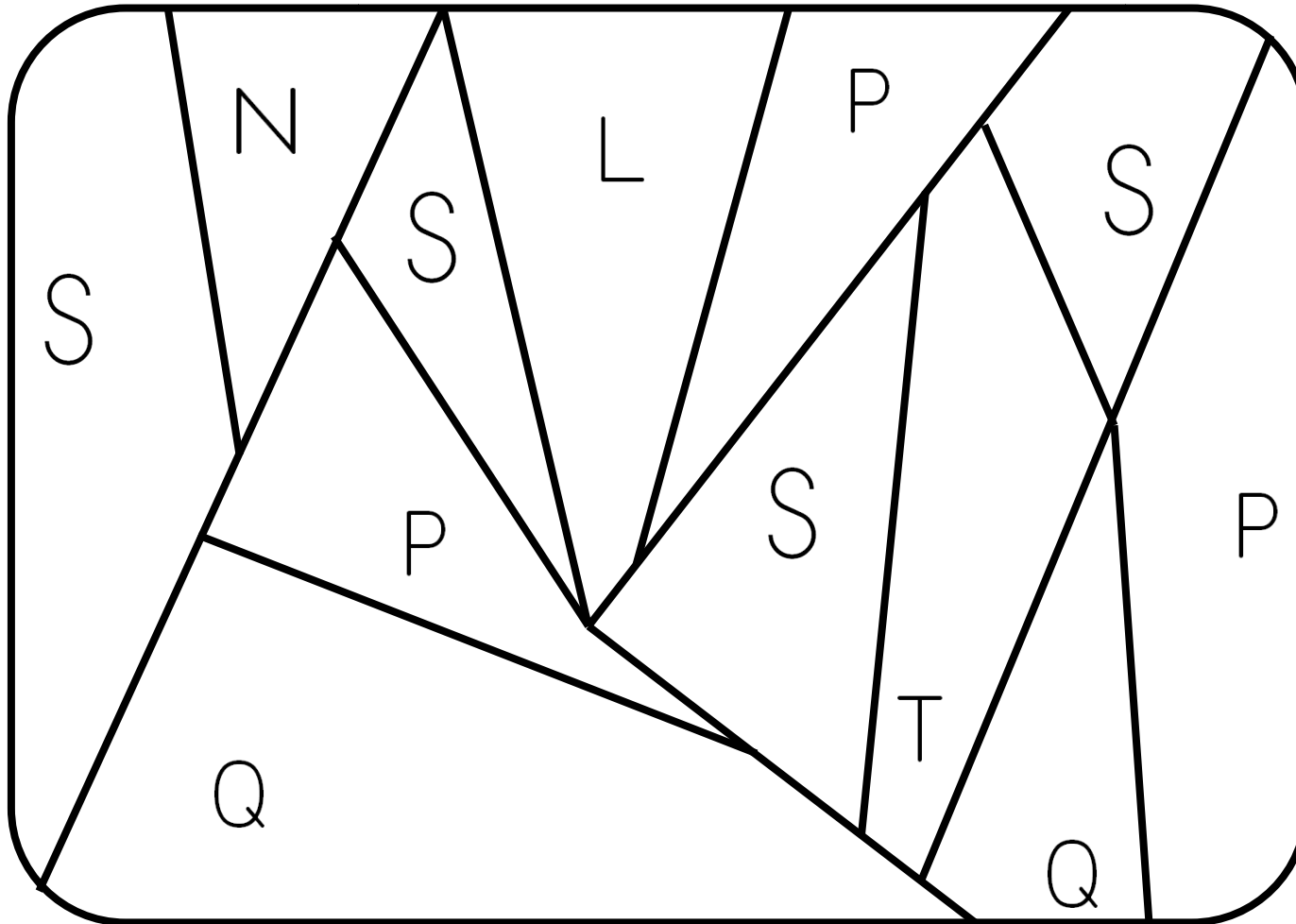
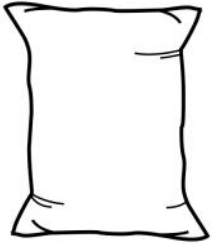








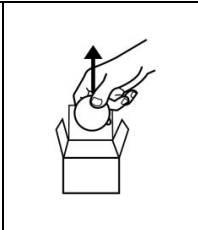

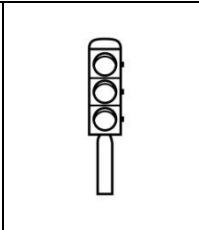
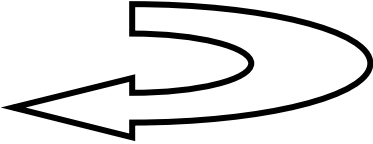


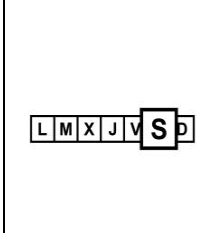




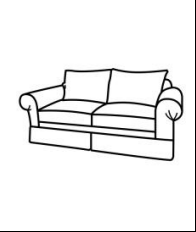
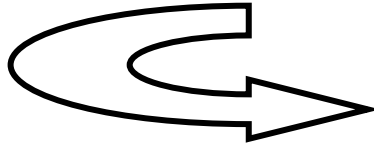

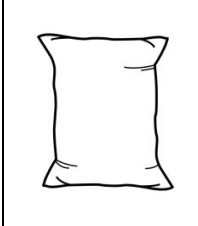
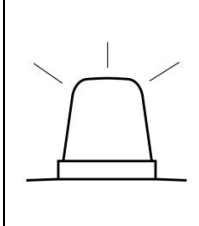

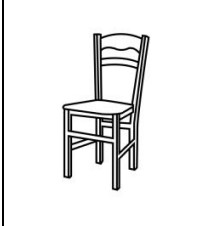
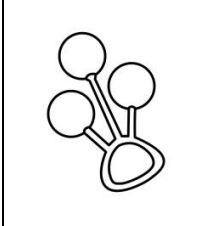
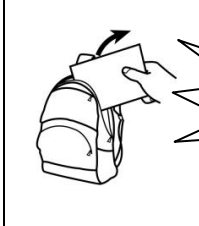

Nombre: Fecha:

LA LETRA S

Colorea las zonas que tengan la letra "S".



El Juego de la Oca vamos a aprender la letra /s/

			TIRA OTRA VEZ		Avanza seis casillas		Retrocede tres casillas		
									
Avanza a la meta		Retrocede dos casillas			Avanza cuatro casillas			TIRA OTRA VEZ	
									
	TIRA OTRA VEZ			Vuelve a la Salida					

Casillas

1.- Salida.	17.- señal
2.- sopa	18.- sábado
3.- seta	19.- retrocede dos casillas
4.- tira otra vez	20.- secar
5.- sacar	21.- avanza a la meta
6.- avanza seis casillas	22.- sofá
7.- semáforo	23.- subir
8.- retrocede tres casillas	24.- tira otra vez
9.- sabanas	25.- saco
10.- sapo	26.- sirena
11.- sello	27.- vuelve a la salida
12.- sacapuntas	28.- salir
13.- tira otra vez	29.- silla
14.-soñar	30.- sonajero
15.- silla de ruedas	31.- sacar
16.- avanza cuatro casillas	32.- Meta





Nombre..... Fecha.....

LA LETRA S s

sa se si so su

as es is os us

susi sopa soso piso

sala sol suelo isla

sal osas pies mesa

Luis sale al sol solo.



Nombre..... Fecha.....

LA LETRA S s

sa se si so su
as es is os us

suela solo masa peso
osos seis pesas sala

Soy Luisa. Aseo a Lolo y leo.

Lola suma seis más seis.

La mula el sapo y el oso



Nombre..... Fecha.....

LA LETRA S s

sa se si so su

as es is os us

suso sopa soso piso

suela sala sapo sol suelo

isla masa peso osos

Susi se asea sola y se alisa el pelo



Nombre..... Fecha.....

LA LETRA S s

sa se si so su

as es is os us

sal seis pesas osas

pies mesa seis osos y seis

Elia puso sal a la sopa sosa

Luis pisa a Milú. Sole pisó el pié a Suso.